




**EuroMbao Ltd.**



**WHERE THERE IS THE SUN  
THERE IS THE POWER**

**TAI ENERGY**  
**OFF-GRID SOLAR SOLUTIONS**



# Contents

◆ Hybrid Solar Inverter (Low frequency).....	1
◆ Hybrid Solar Inverter (High frequency).....	3
◆ Low Frequency Solar Inverter .....	5
◆ High Frequency Solar Inverter.....	7
◆ MPPT Solar Charge Controller.....	9
◆ PWM Solar Charge Controller.....	11
◆ Off-grid Solar Power System.....	13
◆ Solar Pump Inverter.....	15





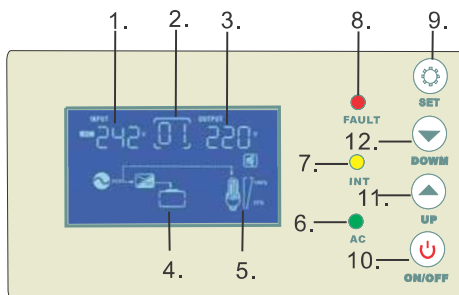
## Hybrid Solar Inverter



### Application of Solar Energy System

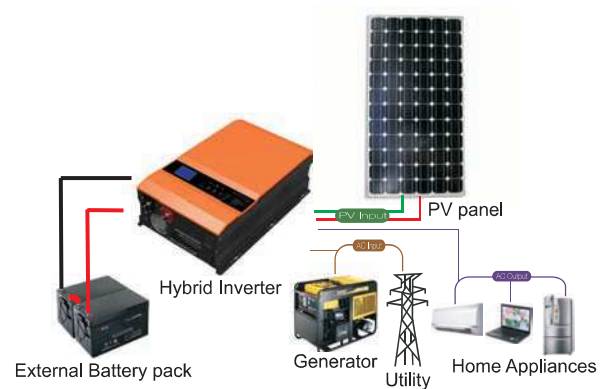
This is a pure sine wave inverter with high efficiency MPPT solar controller and AC high current charger. LCD display offers users configurable and clear data. Easy-to-operate button operation such as battery type and battery of city power priority, battery voltage, load, input and output voltage query. It can use for solar power system, light, radio, DVD, TV set, fans, freezer, computers, and other home appliances.

### LCD Display Information



### Features and Function

- ◆ Low frequency pure sine wave output.
- ◆ Pure sine wave output
- ◆ Built-in MPPT or PWM solar charge controller
- ◆ High-low voltage protection
- ◆ Against overload, short-circuit protection
- ◆ Over voltage, battery reverse connection (optional)
- ◆ Under-voltage and over-temperature protection
- ◆ Selectable battery priority or utility priority
- ◆ Have UPS function and 35A AC charger
- ◆ LCD display inverter and solar information



1	INPUT	AC input voltage
2	Hz/(01)	Output frequency/Working mode
3	OUTPUT	AC output voltage
4	BATTERY	Battery working condition and capacity
5	LOAD 25%~100%	Load power Overload condition
6	AC	AC input voltage normal
7	INVERTER	Battery mode
8	FAULT	False signal light
9		MUTE/FUNCTION
10		ON/OFF
11		UP
12		DOWN

## Technical Parameters

Model		1000W	1500W	2000W	3000W	4000W	5000W	6000W	8000W	10000W	
Input	Rated Capacity	1000W	1500W	2000W	3000W	4000W	5000W	6000W	8000W	10000W	
	Peak Power	3000W	4500W	6000W	9000W	12000W	15000W	18000W	24000W	30000W	
	Commercial Power Range (VAC)	110V AC:73~137 / 120V AC: 80~150 / 220V AC: 145~275 / 230V AC: 152~288 / 240V AC: 158~300									
	Mains Input Frequency Range	45~65HZ									
Solar	MPPT/PWM Solar Controller	30A				50A or 100A					
	Solar Input	360W/720W/1440W				1200W/2400W/4800W/9600W					
Battery	DC Voltage	DC 12V/24V/48V				DC 48V	DC 48V/96V				
	DC Input Voltage Range	12V DC: 10.5~15.0V DC; 24V DC: 21~30V DC; 48V DC: 42.0~60.0V DC									
Charger	AC Charging	10A~40A (Set by yourself)									
Output	Capable of Starting Electric Motor	0.5HP	1HP	1.5HP	2HP			3HP			
	AVR Voltage Range	110/120/220/230/240±10% (Auto sensing)									
	Battery Over Voltage Protection	12V DC: 16.7V DC / 24V DC: 33.4V / 48V DC: 66.8V									
	Battery Over Voltage Alarm	12V DC: 15V DC / 24V DC: 30V / 48V DC: 60V									
	Battery Under Voltage Protection	12V DC: 10.5V DC / 24V DC: 21V / 48V DC: 42V									
	Battery Low Voltage Protection	12V DC: 10V DC / 24V DC: 20V / 48V DC: 40V									
	Transfer Time	Typical: 5ms (including detection time)									
	Temperature Protection	≥85°C alarm ≥90°C machine shut off									
	Overload	IPS automatically shut down if overload exceeds 120% of normal value for 10 seconds, IPS automatically resume work if overload comes to rated load									
	Waveform	Pure Sine Wave									
	Frequency	Commercial power supply: shared frequency with the commercial inversion state: 60/50±0.5									
	Output Frequency Range (Electric supply mode)	Tracking automatically									
Temperature	Operating Temperature	0~70°C									
	Thermal Method	Cooling fan in intelligent control ≤42°C fan rotates slowly to ≥ 45°C fan rotates fast									
Appearance	External Size (mm)	460*230*200mm				650*270*200mm			763*315*248mm		
	Net Weight (kg)	17	21	22	29	37	39	43	60	63	



## Hybrid Solar Inverter



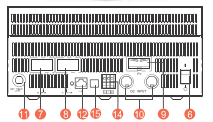
### Features and Function

- ◆ High frequency pure sine wave output
- ◆ Built-in MPPT solar charge controller
- ◆ Selectable input voltage range for home appliances
- ◆ Selectable charging current based on appliances
- ◆ Configurable AC/Solar input priority via LCD setting
- ◆ Compatible to mains voltage or generator power
- ◆ Auto restart while AC is recovering
- ◆ Smart battery charger design to optimize battery performance
- ◆ Cold start function
- ◆ Parallel operation with up to 6 units
- ◆ Optional remote control panel available

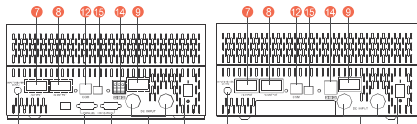
### Introduction

This is a multi-function inverter/charger, combining functions of inverter, MPPT solar charger and battery charger to offer uninterrupted power support with portable size. Its comprehensive LCD display offers user-configurable and easy-accessible button operation such as battery charging current, AC/solar charger priority, and acceptable input voltage based on different applications.

### LCD Display Information



1KVA-3KVA single model

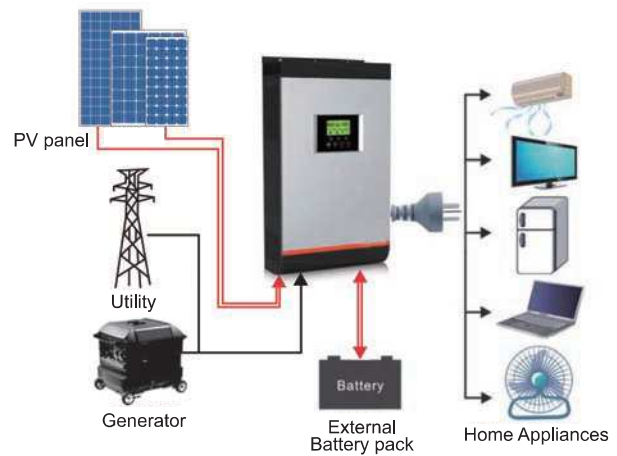


4KVA-5KVA parallel model

4KVA-5KVA single model

- |                       |                        |
|-----------------------|------------------------|
| 1. LCD display        | 5. Function buttons    |
| 2. Status indicator   | 6. Power on/off switch |
| 3. Charging indicator | 7. AC input            |
| 4. Fault indicator    | 8. AC output           |

### Solar System Connection



- |                     |                                                            |
|---------------------|------------------------------------------------------------|
| 9. PV input         | 12. RS485 communication port                               |
| 10. Battery input   | 13. Parallel communication cable (only for parallel model) |
| 11. Circuit breaker | 14. Dry contact                                            |
|                     | 15. USB                                                    |

## Technical Parameters

Model		TAI-2000VA	TAI-3000VA	TAI-4000VA	TAI-5000VA
Nominal Battery System Voltage		24V DC		48V DC	
INVERTER OUTPUT	Rated Power	2000VA/1600W	3000VA/2400W	4000VA/3200W	5000VA/4000W
	Surge Power	4000VA	6000VA	8000VA	10000VA
	Waveform	Pure sine wave			
	AC Voltage Regulation (Batt. Mode)	220VAC-240VAC/110VAC-120VAC			
	Inverter Efficiency (Peak)	93%			
	Transfer Time	10ms (FST, APL); 20ms (SLO)			
AC INPUT	Voltage	230V AC			
	Selectable Voltage Range	170~280V AC (FST); 90~280V AC(SLO); 184~253V AC (APL)			
	Frequency Range	50Hz/60Hz (Auto sensing)			
BATTERY	Normal Voltage	24V DC		48V DC	
	Floating Charge Voltage	27V DC		54V DC	
	Overcharge Protection	31V DC		60V DC	
SOLAR CHARGER & AC CHARGER	Maximum PV Array Open Circuit Voltage	100V DC		145V DC	
	PV Array MPPT Voltage Range	30-95V DC		64-130V DC	
	Standby Power Consumption	2W			
	PV Input Power	1200W		3000W	
	Maximum Solar Charge Current	50A		60A	
	Maximum Efficiency	98%			
	Maximum AC Charge Current	20A or 30A		60A	
	Maximum Charge Current	80A		120A	
OTHER	Humidity	5% to 95% relative humidity (Non-condensing)			
	Operating Temperature	0°C - 55°C			
	Storage Temperature	-15°C - 60°C			

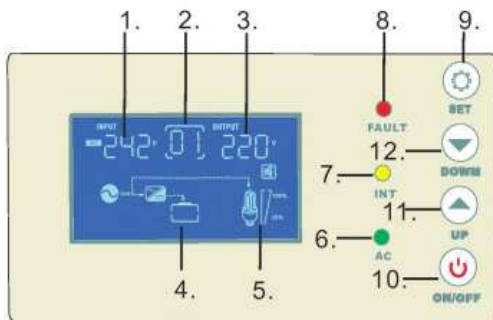


## Low Frequency Solar Inverter

### Inverter with AC Charger



### LCD Display Information



### Features and Function

- ◆ Pure sine wave output
- ◆ AC charging current 0-35A
- ◆ Can choose different types of batteries
- ◆ High-low voltage protection
- ◆ Against overload, short-circuit protection
- ◆ Over voltage, battery reverse connection (optional)
- ◆ Under-voltage and over-temperature protection
- ◆ Selectable battery priority or utility priority
- ◆ Have UPS function and AC charger function



1	INPUT	AC input voltage
2	Hz / (01)	Output frequency /Working mode
3	OUTPUT	AC output voltage
4	BATTERY	Battery working condition and capacity
5	LOAD 25% ~100%	Load power Overload condition
6	AC	AC input voltage normal
7	INVERTER	Battery mode
8	FAULT	False signal light
9	⚙️	MUTE/FUNCTION
10	🔌	ON/OFF
11	⬆️	UP
12	⬇️	DOWN

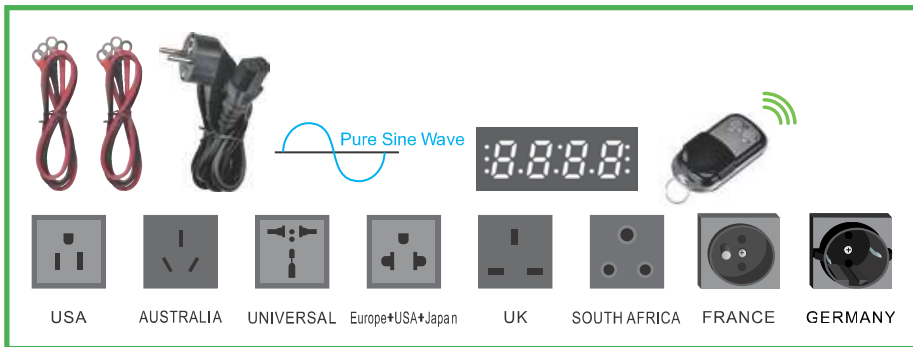


## Technical Parameters

Model		1000W	1500W	2000W	3000W	4000W	5000W	6000W	8000W	10000W	
Input	Rated Capacity	1000W	1500W	2000W	3000W	4000W	5000W	6000W	8000W	10000W	
	Peak Power	3000W	4500W	6000W	9000W	12000W	15000W	18000W	24000W	30000W	
	Commercial Power Range	110V AC:73~137; 120V AC: 80~150; 220V AC: 145~275; 230V AC: 152~288; 240V AC: 158~300									
	Mains Input Frequency Range	45~65HZ									
Battery	DC Voltage	DC 12V/24V/48V				DC 48V	DC 48V/96V				
	DC Input Voltage Range	12V DC: 10.5~15.0V DC; 24V DC: 21~30V DC; 48V DC: 42.0~60.0V DC									
Charger	AC Charging	10A~40A (Set by yourself)									
Output	Capable of Starting Electric Motor	0.5HP	1HP	1.5HP	2HP			3HP			
	AVR Voltage Range	110/120/220/230/240 (Auto sensing)									
	Battery Over Voltage Protection	12V DC: 16.7V DC;		24V DC: 33.4V;		48V DC: 66.8V					
	Battery Over Voltage Alarm	12V DC: 15.0V DC;		24V DC: 30V;		48V DC: 60.0V					
	Battery Under Voltage Protection	12V DC: 10.5V DC;		24V DC: 21.0V;		48V DC: 42.0V					
	Battery Low Voltage Protection	12V DC: 10.0V DC;		24V DC: 20.0V;		48V DC: 40.0V					
	Transfer Time	Typical: 5ms (including detection time)									
	Temperature Protection	≥85°C alarm ≥90°C machine shut off									
	Overload	IPS automatically shut down if overload exceeds 120% of normal value for 10 seconds, IPS automatically resume work if overload comes to rated load									
	Waveform	Pure Sine Wave									
	Frequency	Commercial power supply: shared frequency with the commercial inversion state: 60/50±0.5									
	Output Frequency Range (Electric supply mode)	Tracking automatically									
Temperature	Operating Temperature	0~70°C									
	Thermal Method	Cooling fan in intelligent control ≤42°C fan rotates slowly to ≥45°C fan rotates fast									
Appearance	External Size (mm)	510*325*215mm				645*325*215mm			763*365*260mm		
	Net Weight (kg)	17	20	22	29	37	39	43	60	63	



## High Frequency Solar Inverter



## Technical Parameters

Model	TAI-300W	TAI-500W	TAI-800W	TAI-1000W	TAI-2000W	TAI-3000W	TAI-4000W	TAI-5000W
Rated Power	300W	500W	800W	1000W	2000W	3000W	4000W	5000W
Peak Power	600W	1000W	1600W	2000W	2000W	6000W	8000W	10000W
Input Voltage	DC12V	DC12V	DC24V	DC24V	DC48V	DC48V	DC48V	DC48V
Output Voltage	100VAC or 110VAC or 120VAC or 220VAC or 230VAC or 240VA C± 5%							
Unload Current Less Than	0.3A	0.6A	0.5A	0.5A	0.5A	0.6A	0.8A	0.8A
Output Frequency	50Hz ± 0.5Hz or 60Hz ± 0.5Hz							
Output Waveform	Pure Sine Wave							
Waveform Distortion	THD < 3% (Linear load)							
USB Port	5V 1A							
MAX. Efficiency	90%							
Input Voltage Range	10-15.5V	10-15.5V	20-31V	20-31V	40-61V	40-61V	40-61V	40-61V
Low Voltage Alarm	10.5±0.5V	10.5±0.5V	21±0.5V	21±0.5V	42±1V	42±1V	42±1V	42±1V
Low Voltage Protection	10±0.5V	10±0.5V	20±0.5V	20±0.5V	40±1V	40±1V	40±1V	40±1V
Over Voltage Protection	15.5±0.5V	15.5±0.5V	31±0.5V	31±0.5V	61±1V	61±1V	61±1V	61±1V
Low Voltage Recover	12.3±0.5V	12.3±0.5V	24±0.5V	24±0.5V	48±1V	48±1V	48±1V	48±1V
Over Voltage Recover	14.8V±0.5V	14.8V±0.5V	29.5V±0.5V	29.5V±0.5V	59V±1V	59V±1V	59V±1V	59V±1V
Protection Function	Low Voltage	Alarm at frst, voltage continuously reduce. LED Red light on & shut sown						
	Over Voltage	LED Red light on, shut down						
	Over Load	LED Red light on, shut down						
	Over Temperature	Alarm at frst, temprature continuously rise.LED Red light on & shut sown						
	Short Circuit	LED Red light on						
	Input Reverse Polarity	Fuse burn-out						
Configuration	-10°C- 50°C							
Cooling Method	-30°C- 70°C							



## MPPT Solar Charge Controller



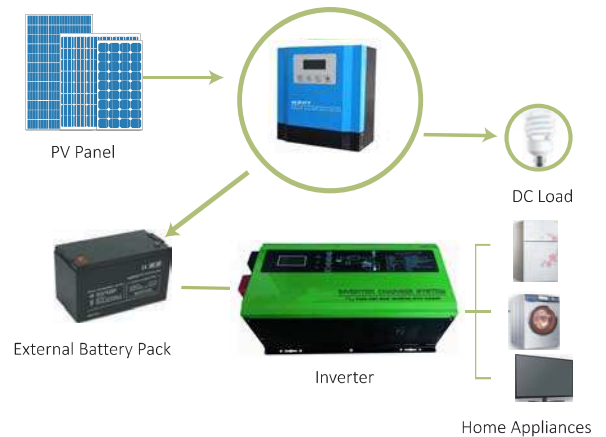
### Features and Function

- ◆ 30A/40A/50A/60A/80A/100A MPPT solar charge controller
- ◆ MPPT technology
- ◆ Built-in DSP controller with high performance
- ◆ Automatic battery voltage detection for 12V/24V or 12V/24V/36V/48V
- ◆ 3-stage charging optimizes battery performance
- ◆ Overcharge protection and input PV polarity reverse protection
- ◆ Suitable for battery types such as sealed lead acid, vented gel and lithium battery
- ◆ Can be mounted easily

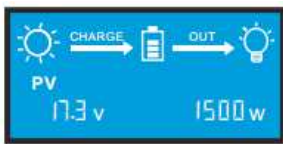
### Introduction

MPPT (Maximum Power Point Tracking) Solar Charge Controller offer an efficient, safe, multi-stage recharging process that prolongs battery life and assures peak performance from a solar array. Each charge controller allows customized battery

### Solar System Connection



### LCD Display Information



Item	Meanings
1	Photovoltaic cell voltage
2	Battery voltage
	Photovoltaic cell voltage
3	Work mode
4	Fault protect

Item	Display	Meanings
d00	24	DC output time setting (H)
d01	13.8	Float voltage setting (V)
d02	14.5	BAT highest voltage setting (V)
d03	10	BAT lowest voltage setting (V)
d04	00	Battery type selection
		Lead acid BAT 00, lithium BAT01

## Technical Parameters

Model		30A	40A	50A	60A	100A
Maximum PV Input Power	12V System	400W	480W	600W	720W	1200W
	24V System	720W	960W	1200W	1440W	2400W
	36V System	1000W	1400W	1800W	2100W	3600W
	48V System	1200W	1700W	2200W	2800W	4800W
	96V System	9600W	3840W	4800W	5760W	9600W
PV open circuit voltage requirement (Make sure the Voc of PV meeting the requirements as right. Voc is 1.5 or 2 times of battery, then it's best efficiency)	12V System	DC20V ~DC80V				
	24V System	DC37V~DC105V				
	36V System	DC50V~DC160V				
	48V System	DC72V~DC160V				
	96V System	DC144~DC220V				

## Basic Parameter

MPPT Controller	12V System	24V System	36V System	48V System	96V System
Overcharging Protection Voltage	15V	30V	45V	60V	120V
System Voltage Automatic Recognition	DC9V~DC15V	DC18V~DC29V	DC30V~DC39V	DC40V~DC60V	DC80~DC120V
Max. Efficiency	≥98.1 (Voc is 1.5 or 2 times of battery, then it's best efficiency)				
PV Utilization	≥99%				
Protection Function					
Temperature Protection	75°C				
Fan-on Temperature	>40°C				
Fan-off Temperature	<35°C				
Properties					
Size	235*188*100mm				
Net Weight	1.1KG				





## PWM Solar Charge Controller



### Product Features

- ◆ Microcontroller digital accuracy, all built-in LCD display
- ◆ PWM 3 stage charging control
- ◆ Multistage charging technology
- ◆ Automatic load reconnection
- ◆ Load disconnection depending on LVD
- ◆ Temperature compensation, night light function
- ◆ Common positive grounding on one terminal
- ◆ Has: Overcharge protection; Open circuit protection; Overload protection; Reverse current protection at night

### Technical Parameters

Model Number	TAI-2410		TAI-2430	
System Voltage	12V/24V		12V/24V	48V
Max Input Voltage	25V	55V	25V/50V	100V
Self-consumption	≤12mA			
Max. Charge Current	10A	20A	30A	
Max. Discharge Current	10A	20A	30A	
LVD	11.0V	22.0V	11.0V/22V	44V
LVR	12.6V	25.2V	12.6V: ADJ 11V.....13.5V	50.4V: ADJ 11V.....54V
Float Voltage	13.8V: ADJ 13V.....15V	27.6V: ADJ 13V.....30V	13.8V: ADJ 13V.....15V; 27.6V: ADJ 13V.....30V	55.2V: ADJ 13V.....60V
Boost Charging	1 PCS battery voltage less than 12V start boost charging 2 hours			
Charging Mode	PWM			
Temperature Compensation	-24mV/°C for 12V system		-48mV/°C for 24V system	
Working Temperature	-20°C ~ +50°C		-20°C ~ +50°C	
Terminal Scale	28-10 AWG		14-6 AWG	
Waterproof Grade	IP32		IP32	



### Product Features

- ◆ Microcontroller digital accuracy, all built-in LCD display
- ◆ PWM 3 stage charging control
- ◆ Multistage charging technology
- ◆ Automatic load reconnection
- ◆ Load disconnection depending on LVD
- ◆ Temperature compensation, night light function
- ◆ Common positive grounding on one terminal
- ◆ Has: Overcharge protection; Open circuit protection; Overload protection; Reverse current protection at night

### Technical Parameters

Model Number	TAI-2460				TAI-96100	
System Voltage	12V/24V		48V		96V	96V
Max Input Voltage	25V	50V	100V		200V	
Self-consumption	≤12mA				≤12mA	
Max. Charge Current	40A	50A	60A	50A	60A	100A
Max. Discharge Current	40A	50A	60A	50A	60A	50A
LVD	11.0V/22.0V		44V		88V	
LVR	12.6V: ADJ 11.0V.....13.5V; 25.2V: ADJ 11.0V.....27.0V		50.4V: ADJ 11V.....54V		100.8V: ADJ 11V.....108V	
Float Voltage	13.8V: ADJ 13V.....15V; 27.6V: ADJ 13V.....30V		55.2V: ADJ 13V.....60V		108.0V	
Boost Charging	1 PCS battery voltage less than 12V start boost charging 2 hours					
Battery Over Voltage Protection	16.5V/33.0V		66.0V		108.0V	
Charging Mode	PWM				PWM	
Temperature Compensation	-24mV/°C for 12V system; -48mV/°C for 12V system		-96mV/°C for 48V system		-4.0mV/°C/2V	
Working Temperature	-20°C~ +50°C					
Terminal Scale	14-6 AWG					
Waterproof Grade	IP32					



Off-grid Solar Power System



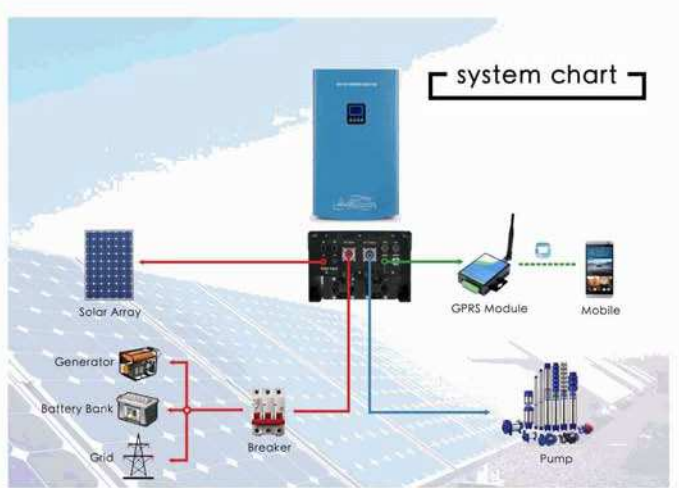
## Technical Parameters

Model	Product Name	Specifications	Quantity (PCS)
1KW	Solar Panel	270W/30V	2
	Hybrid Inverter	1KW/12V; Built-in MPPT 30A Controller	1
	Battery	Gel 12V 200Ah	1
2KW	Solar Panel	270W/30V	4
	Hybrid Inverter	2KW/24V; Built-in MPPT 50A Controller	1
	Battery	Gel 12V 200Ah	4
3KW	Solar Panel	330W/36V	8
	Hybrid Inverter	3KW/48V; Built-in MPPT 50A Controller	1
	Battery	Gel 12V 200Ah	8
4KW	Solar Panel	330W/36V	10
	Hybrid Inverter	4KW/48V; Built-in MPPT 60A Controller	1
	Battery	Gel 12V 250Ah	8
5KW	Solar Panel	330W/36V	12
	Hybrid Inverter	5KW/48V; Built-in MPPT 80A Controller	1
	Battery	Gel 12V 200Ah	12
10KW	Solar Panel	330W/36V	20
	Hybrid Inverter	10KW/96V; Built-in MPPT 80A Controller	1
	Battery	Gel 12V 250Ah	12



Moving Water is Solar Business

# SOLAR PUMPING INVERTER



## SOLAR PUMPING INVERTER

Solar pumping inverter converts DC power from the solar array into AC power to drive the pump. With the function of MPPT (maximum power point tracking), it regulates the output frequency according to irradiation in real time to achieve the maximum power.

## SOLAR PUMPING INVERTER

### Hybrid Solar and AC Input With LCD Type

Automatic Hybrid Power Input (Solar, AC/Diesel/Battery power)  
Automatic Hybrid Function to Identify the Voc and Vmp of Solar Panel  
IP65 Waterproof

GPRS SMS Control/Monitoring

Protection:

- ⊙ Solar DC Input Reverse Polarity
  - ⊙ AC Output Short Circuit
  - ⊙ AC Input/Output Phase Lost
  - ⊙ Over Temperature
  - ⊙ Solar DC Input Low/Over Voltage
  - ⊙ AC Output Unbalance
  - ⊙ Dry-Run (detecting by Sensor or Software)
  - ⊙ Over Flow of Tank
- Variable Frequency Drive the AC Pump (1Hz-50 80Hz)

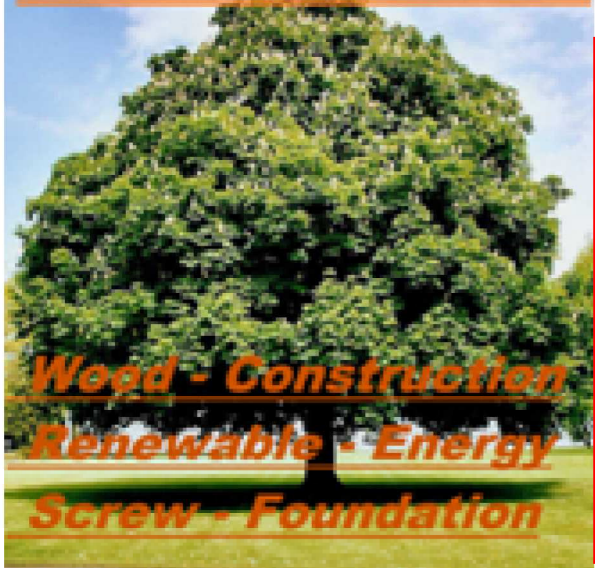


## Technical Parameters

Model	Rated Power (KW)	Solar Panel Voltage (MinVmp–Max Voc)	Recommend solar panel voltage (Vmp)	AC input Power	Pump Phase	Pump Voltage	Pump Frequency	Pump Power	Size	Weight
HSPL/H750L	0.75	200-450	>260v	1or3Phase 220v	1/3Phase (compatibility)	220/240v	50/60Hz	<750W	550*350*285MM	15KG
HSPL/H1500L	1.5	200-450	>260v	1or3Phase 220v	1/3Phase (compatibility)	220/240v	50/60Hz	<1500W	550*350*285MM	15KG
HSPL/H2200L	2.2	200-450	>260v	1or3Phase 220v	1/3Phase (compatibility)	220/240v	50/60Hz	<2200W	550*350*285MM	15KG
HSPL/H750H	0.75	400-780	>460v	3Phase 380/400/440v	3Phase	380/400/440v	50/60Hz	<750W	550*350*285MM	15KG
HSPL/H1500H	1.5	400-780	>460v	3Phase 380/400/440v	3Phase	380/400/440v	50/60Hz	<1500W	550*350*285MM	15KG
HSPL/H2200H	2.2	400-780	>460v	3Phase 380/400/440v	3Phase	380/400/440v	50/60Hz	<2200W	550*350*285MM	15KG
HSPL/H3700H	3.7	400-780	>460v	3Phase 380/400/440v	3Phase	380/400/440v	50/60Hz	<3700W	550*350*285MM	15KG
HSPL/H5500H	5.5	400-780	>460v	3Phase 380/400/440v	3Phase	380/400/440v	50/60Hz	<5500W	550*350*285MM	15KG
HSPL/H7500H	7.5	400-780	>460v	3Phase 380/400/440v	3Phase	380/400/440v	50/60Hz	<7500W	550*350*285MM	16KG
HSPL/H11KH	11	400-780	>460v	3Phase 380/400/440v	3Phase	380/400/440v	50/60Hz	<11KW	550*350*285MM	16KG
HSPL/H15KH	15	400-780	>460v	3Phase 380/400/440v	3Phase	380/400/440v	50/60Hz	<15KW	550*350*285MM	16KG
HSPL/H18KH	18	400-780	>460v	3Phase 380/400/440v	3Phase	380/400/440v	50/60Hz	<18KW	630*400*330MM	26.5KG
HSPL/H22KH	22	400-780	>460v	3Phase 380/400/440v	3Phase	380/400/440v	50/60Hz	<22KW	630*400*330MM	26.5KG
HSPL/H30KH	30	400-780	>460v	3Phase 380/400/440v	3Phase	380/400/440v	50/60Hz	<30KW	630*400*330MM	27KG
HSPL/H37KH	37	400-780	>460v	3Phase 380/400/440v	3Phase	380/400/440v	50/60Hz	<37KW	760*500*360MM	49KG
HSPL/H45KH	45	400-780	>460v	3Phase 380/400/440v	3Phase	380/400/440v	50/60Hz	<45KW	760*500*360MM	49KG
HSPL/H55KH	55	400-780	>460v	3Phase 380/400/440v	3Phase	380/400/440v	50/60Hz	<55KW	840*540*470MM	72KG
HSPL/H75KH	75	400-780	>460v	3Phase 380/400/440v	3Phase	380/400/440v	50/60Hz	<75KW	840*540*470MM	75KG
HSPL/H100KH	100	400-780	>460v	3Phase 380/400/440v	3Phase	380/400/440v	50/60Hz	<100KW	840*540*470MM	85KG
HSPL/H150KH	150	400-780	>460v	3Phase 380/400/440v	3Phase	380/400/440v	50/60Hz	<150KW	900*650*550MM	100KG



## ***EuroMbao Ltd.***



***Wood - Construction***  
***Renewable - Energy***  
***Screw - Foundation***

EuroMbao Ltd.,  
Nairobi,  
0722556192,  
euombao@gmail.com

Wood-Construction

Solar-Energy

Waste-Water-Recycling

Screw-Foundation